

T estpassport考試指南



品 質 更 高 服 務 更 好

一年免費更新服務

<http://www.testpassport.net>

Exam : **C2020-011**

Title : IBM SPSS Statistics Level 1
v2

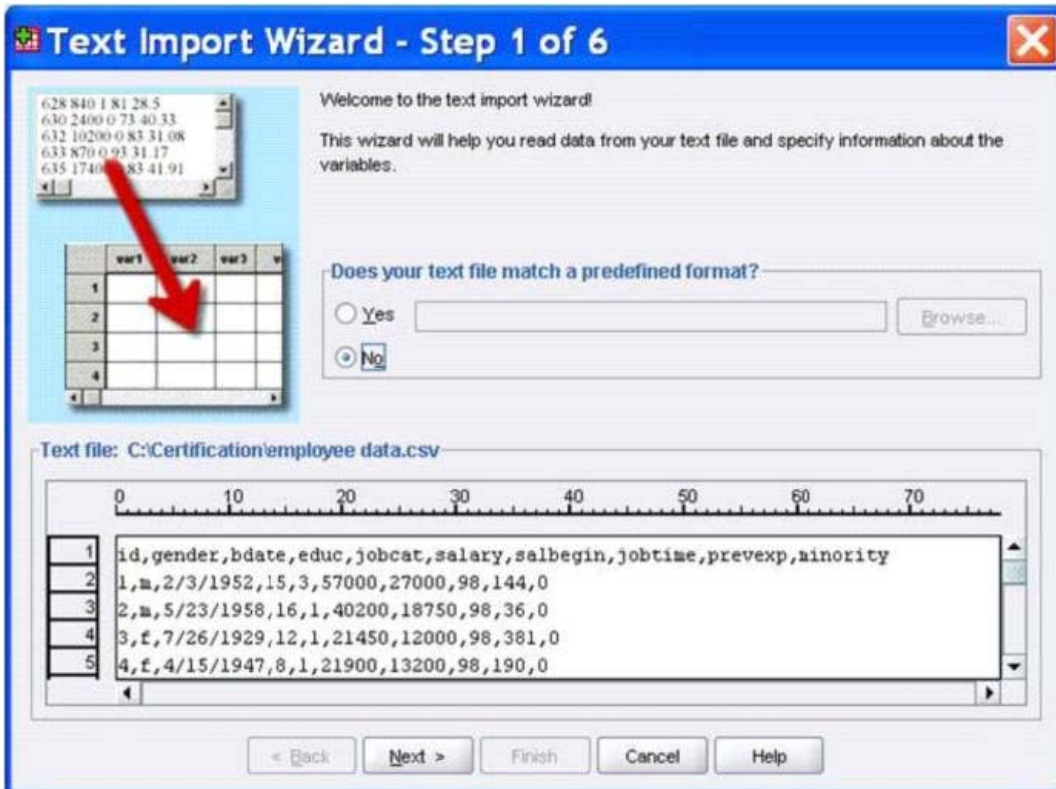
Version : DEMO

1.What statistical test should be used to assess whether the percentage differences observed in a crosstabs table could have occurred by chance?

- A. Correlation
- B. Linear Regression
- C. T-Test
- D. Chi-square test of independence

Answer: D

2.The text file shown in the figure below is an example of a fixed format text file.



- A. True
- B. False

Answer: B

3.In the Variable View, if you have a series of variables that share the same category coding scheme, you can enter value labels for one variable, then copy these labels to the other variables.

- A. True
- B. False

Answer: A

4.For a variable salary we have the statistics as shown in the figure below.

Descriptive Statistics

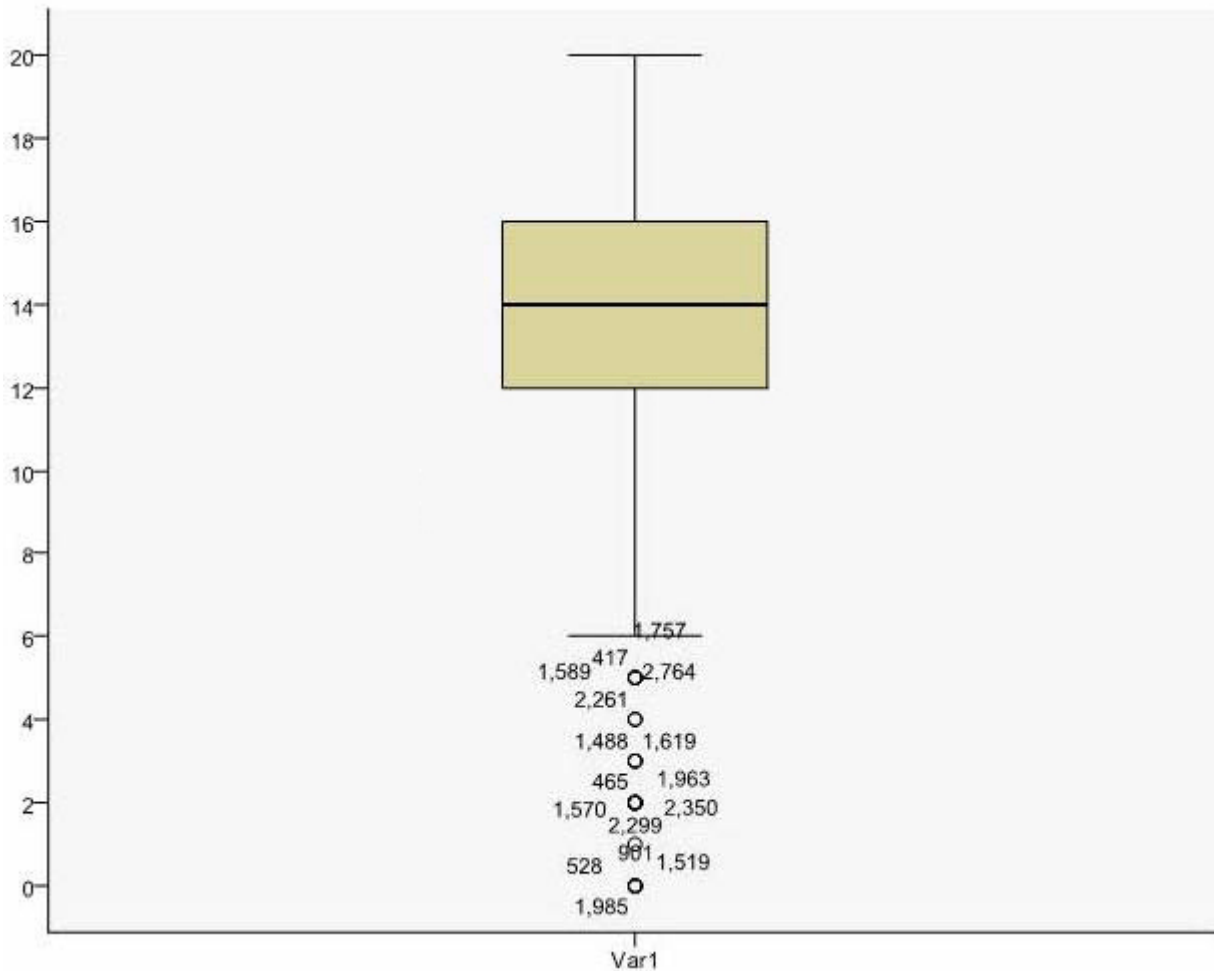
	N	Minimum	Maximum	Mean
Current Salary	474	-9999.00	135000.00	33915.7321
Valid N (listwise)	474			

The reported Mean is incorrect because a value, -9999, is included in its calculation. How can this situation be fixed?

- A. Define -9999 as a system-missing value.
- B. Remove all cases with the value -9999 for the variable salary from the data file.
- C. Define -9999 as a user-missing value.
- D. Define -9999 as both a system- and user-missing value.

Answer: C

5. Which statement is true about this box plot?



- A. The mean is 14.
- B. The standard deviation is 14 (20 minus 6).
- C. The standard deviation is 4 (16 minus 12).
- D. of the outliers are on the lower end of the distribution.

Answer: D

6. Which statement is the correct interpretation of this crosstab table?

BELIEF IN LIFE AFTER DEATH * GENDER OF RESPONDENT Crosstabulation

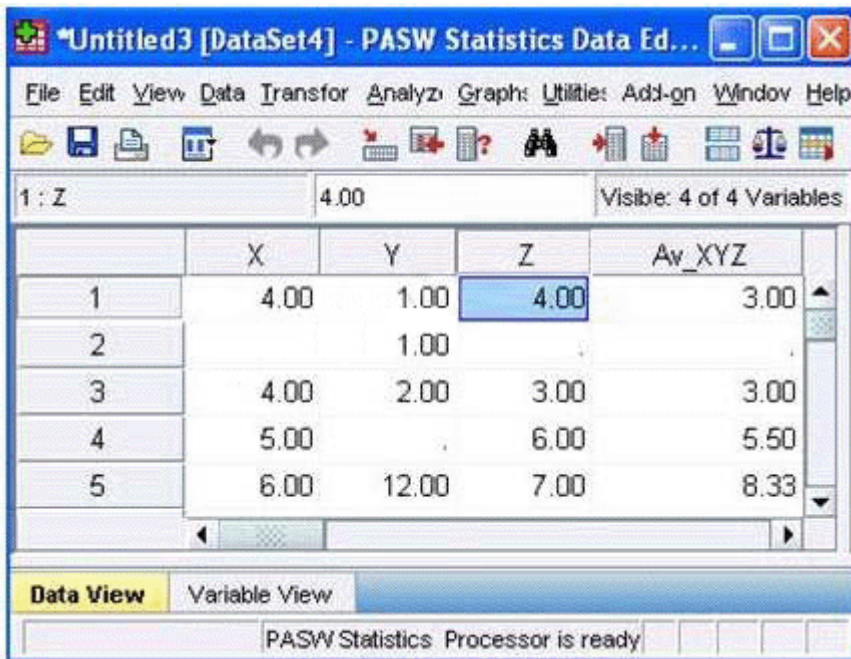
			GENDER OF RESPONDENT		Total
			Female	Male	
BELIEF IN LIFE AFTER DEATH	YES	Count	541	417	958
		% within BELIEF IN LIFE AFTER DEATH	56.5%	43.5%	100.0%
		% within GENDER OF RESPONDENT	86.0%	76.9%	81.8%
	NO	Count	88	125	213
		% within BELIEF IN LIFE AFTER DEATH	41.3%	58.7%	100.0%
		% within GENDER OF RESPONDENT	14.0%	23.1%	18.2%
Total	Count	629	542	1171	
	% within BELIEF IN LIFE AFTER DEATH	53.7%	46.3%	100.0%	
	% within GENDER OF RESPONDENT	100.0%	100.0%	100.0%	

- A. 56.5% of females believe in life after death.
- B. 86.0% of females believe in life after death.
- C. 27.5% of females believe in life after death.
- D. 53.7% of females believe in life after death.

Answer: B

7. Consider the data file below and answer the following: The calculation of the mean of the variables X, Y, Z is contained in the variable Av_XYZ.

What method was used to calculate the mean?



- A. The Compute Variable dialog and the expression $(X+Y+Z) / 3$
- B. The Compute Variable dialog and the expression $X+Y+Z/3$

- C. The Compute Variable dialog and the expression MEAN(X, Y, Z)
- D. The Compute Variable dialog and the expression MEAN.2(X, Y, Z)

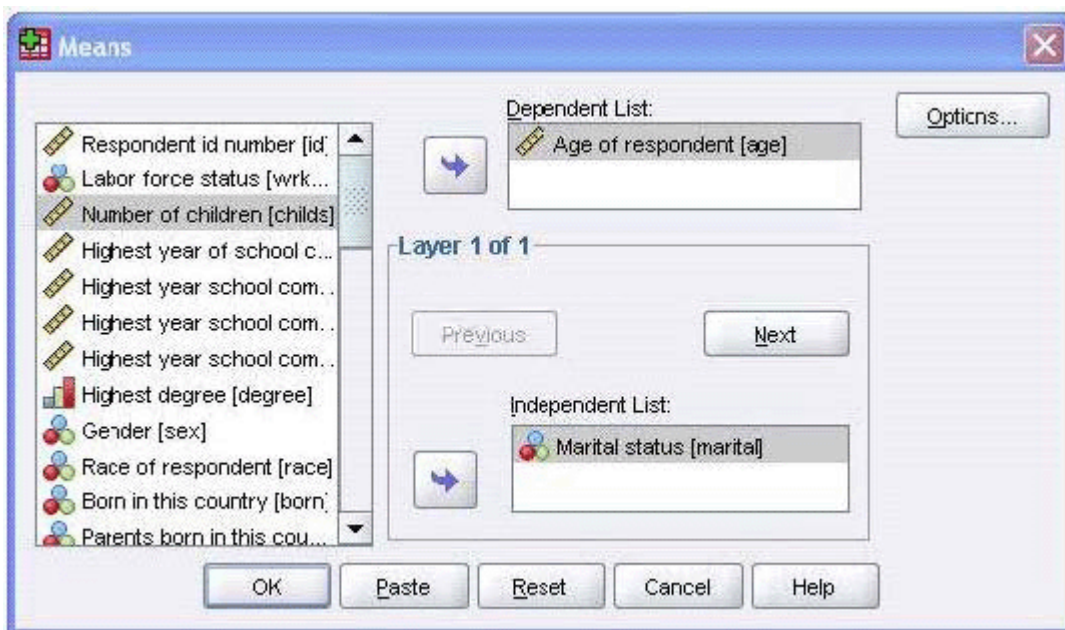
Answer: D

8.If you request an aggregated dataset or data file in the Aggregate procedure, the number of cases in the new aggregated file is equal to what?

- A. Number of cases in the original data file
- B. Number of aggregated summary variables
- C. Number of categories of the variables specified in the Break Variables list
- D. Number of cases that you specified in the Aggregate Data dialog box

Answer: C

9.What does the Paste button in this dialog box do?



- A. Runs a MEANS table.
- B. Pastes the MEANS command into a Syntax Editor window.
- C. Pastes the MEANS command into the Viewer window.
- D. Runs a MEANS table, opens a new Syntax Editor window, and pastes the MEANS command

Answer: B

10.If you use the IBM SPSS Statistics Select Cases dialog to conduct analysis on a subset of cases and you want to keep all cases in the same dataset, which option is appropriate?

- A. Copy unselected cases to a new dataset
- B. Copy selected cases to a new dataset
- C. Delete unselected cases
- D. Filter out unselected cases

Answer: D